




























BARN HUNT BASICS

HOW ARE THE TUBES HIDDEN?

LEVEL	Number & Type of Tubes	Hide Rules
Instinct RATI (Optional Title)	1 Rat  1 Litter  1 Empty 	All tubes are in plain sight on the ground, on a set course. Tubes remain in the same location, but will be switched around between blinds.
Novice RATN	1 Rat  1 Litter  1 Empty 	At least one tube of any type must be elevated. All tubes may be elevated.
Open RATO	2 Rats   2 Litter   1 Empty 	At least one rat tube must be elevated. Litter and empty may be at floor level or elevated. All tubes may be elevated.
Senior RATS	4 Rats     3 Litter    1 Empty 	All tubes of any type may be elevated, at floor level or any combination of the two.
Master RATM Champion RATCH CH Excellent RATCHX	8 Tubes on the course, 12 total. 1-5 Rats (randomly determined) 3-7 Litter (to make a total of 8)        	All rat tubes may be at floor level, elevated or a mixture of both. Litter tubes may also all be at floor level, elevated or a mix of both. The eight tube locations remain the same for each blind, but the number of 1-5 rats changes for each competitor. Tubes of both kinds not being used in the current hide, should be a total of 4 remaining in baskets outside the ring.

Novice through Senior: All tubes remain in the same locations for each blind, then are moved to new locations for the next blind